



RESULTATE
der OBERÖSTERREICHISCHEN
LANDESMEISTERSCHAFT 2013

Sportliche Großkaliber Pistole - IPSC

OÖ. Landesmeisterschaft - Herren Open
OÖ. Landesmeisterschaft - Herren Open -Mannschaft
OÖ. Landesmeisterschaft - Herren Standard
OÖ. Landesmeisterschaft - Herren Standard - Mannschaft

OÖ. Meisterschaft Senioren 2 Open
OÖ. Meisterschaft Senioren 1 + 2 Standard
OÖ. Meisterschaft Herren Production
OÖ. Meisterschaft Herren Production – Mannschaft
OÖ. Meisterschaft Senioren 1 Production
OÖ. Meisterschaft Damen Production
OÖ. Meisterschaft Herren Revolver

Steyr, 26. Mai 2013

OPEN -- Overall Match Results

LM IPSC 2013

Printed Mai 25, 2013 at 18:38



	<u>%</u>	<u>Points</u>	<u>Competitor</u>	<u>Cat</u>	<u>Reg</u>	<u>Cls</u>	<u>Tag</u>	<u>ICS</u>
1	100,00	711,9821	11 Fischer, Wilfried		AUT			
2	97,17	691,8129	12 Hiebler, Wolfram		AUT			
3	87,72	624,5253	20 Schnurpfeil, Dietmar		AUT			
4	87,63	623,9112	17 Brunmayr, Gerhard (open)		AUT			
5	84,82	603,9145	19 Reschauer, Afrim		AUT			
6	79,42	565,4767	48 Fritzl, Wolfgang		AUT			
7	78,96	562,1716	28 Neumeier, Heinrich		AUT			
8	78,86	561,4686	18 Kals, Gerhard		AUT			
9	76,94	547,7948	13 Hörmanseder, Klaus		AUT			
10	76,34	543,5318	27 Mühlbacher, Hubert	SS	AUT			
11	76,32	543,3867	25 Kreuzer, Kurt	SS	AUT			
12	72,19	513,9766	54 Lichtl, Kurt	S	AUT			
13	52,07	370,7234	15 Meir, Alois		AUT			
14	46,02	327,6189	46 Einramhof, Manfred	SS	AUT			

PRODUCTION -- Overall Match Results

LM IPSC 2013

Printed Mai 25, 2013 at 18:38



	<u>%</u>	<u>Points</u>	<u>Competitor</u>	<u>Cat</u>	<u>Reg</u>	<u>Cls</u>	<u>Tag</u>	<u>ICS</u>
1	100,00	672,3885	41 Post, GottfriedPROD	S	AUT			
2	96,89	651,4498	38 Oriol, AndreasPROD		AUT			
3	86,46	581,3174	29 Daucher, Günther		AUT			
4	83,25	559,7651	35 Hochholdinger, WalterProd	S	AUT			
5	81,14	545,5537	102 Brunmayr, GerhardPROD		AUT			
6	80,64	542,2084	31 Handl, ReinhardProd		AUT			
7	79,62	535,3826	106 Hochholdinger, ChristaPROD	L	AUT			
8	74,04	497,8509	82 Zeindlhofer, Erich	S	AUT			
9	68,65	461,6087	59 Schittengruber, RudolfPROD		AUT			
10	67,82	456,0203	88 Mayr, RomanPROD		AUT			
11	67,52	454,0028	95 Weissenbacher, BernhardPROD		AUT			
12	64,56	434,0860	78 Kastler, Peter		AUT			
13	62,39	419,5220	98 Wolfsgruber, HorstPROD	S	AUT			
14	60,56	407,2055	30 Doellerer, Tamara	L	AUT			
15	59,98	403,3148	4 Stundner, David		AUT			
16	59,66	401,1328	8 Bohn, Erich		AUT			
17	55,29	371,7547	86 Kaindl, GernotPROD		AUT			
18	55,12	370,6514	37 Loidl, Sandra	L	AUT			
19	53,03	356,5780	81 Schütz, Max	S	AUT			
20	49,39	332,0747	100 Streber, Juergen		AUT			
21	41,45	278,7033	61 Fahrnberger, Christian		AUT			

REVOLVER (STANDARD) -- Overall Match Results

LM IPSC 2013

Printed Mai 25, 2013 at 18:38



	<u>%</u>	<u>Points</u>	<u>Competitor</u>	<u>Cat</u>	<u>Reg</u>	<u>Cls</u>	<u>Tag</u>	<u>ICS</u>
1	100,00	717,5353	51 Kronberger, Martin Rev.		AUT			
2	91,29	655,0362	57 Schaubmair, Richard Rev.	S	AUT			
3	82,23	590,0264	68 Kroiss, Robert		AUT			
4	68,89	494,3415	9 BohnRevolver, Erich		AUT			
5	62,81	450,6652	53 Laiss, Dieter (Rev.)	SS	AUT			
6	62,56	448,8552	43 Ausweger, Ernst (Rev.)	S	AUT			
7	48,86	350,6083	47 Einramhof, Manfred Rev.	SS	AUT			

STANDARD -- Overall Match Results**LM IPSC 2013**

Printed Mai 25, 2013 at 18:38



	<u>%</u>	<u>Points</u>	<u>Competitor</u>	<u>Cat</u>	<u>Reg</u>	<u>Cls</u>	<u>Tag</u>	<u>ICS</u>
1	100,00	653,1705	14 Hrmannseder, Klaus					STD
2	98,08	640,6238	40 Post, Gottfried					AUT
3	96,45	629,9645	39 Oriol, Andreas					AUT
4	92,38	603,3866	70 Mayrhofer, Klaus	S				AUT
5	90,88	593,5868	50 Kronberger, Martin					AUT
6	90,39	590,4284	32 Handl, Reinhard					AUT
7	82,08	536,0977	10 Baminger, Johann					AUT
8	80,17	523,6236	103 Reschauer, Afrim					STD
9	79,34	518,2140	71 Sickinger, Franz					AUT
10	77,91	508,9166	97 Wolfsgruber, Horst	S				AUT
11	76,19	497,6324	79 Mulz, Franz	S				AUT
12	74,83	488,7616	62 Birner, Thomas	S				AUT
13	73,43	479,6447	33 Hochholdinger, Walter	S				AUT
14	70,09	457,8309	56 Schaubmair, Richard	S				AUT
15	69,24	452,2452	16 Wimmer, Albin					AUT
16	68,00	444,1321	63 Feitzinger, Patrick					AUT
17	67,55	441,2288	34 Hochholdinger, Christa	L				AUT
18	65,93	430,6250	96 Weissenbacher, Bernhard					AUT
19	65,87	430,2232	89 Mayr, Roman					AUT
20	63,96	417,7551	49 Hartl, Peter					AUT
21	63,56	415,1455	52 Laiss, Dieter	SS				AUT
22	62,72	409,6975	74 Mitgutsch, Ewald	S				AUT
23	62,67	409,3178	3 Schiffer, Gerhard	S				AUT
24	62,27	406,7301	80 Schmalzer, Roland					AUT
25	59,75	390,2963	7 Moessenboeck, Franz	SS				AUT
26	59,33	387,5505	75 Schmidhofer, Georg					AUT
27	59,26	387,0994	73 Kaltenberger, Bernhard					AUT
28	56,95	371,9521	64 Gerhartinger, Walter	S				AUT
29	56,68	370,2067	72 Groiss, Gerald					AUT
30	56,25	367,4279	58 Schittengruber, Rudolf					AUT
31	56,15	366,7673	55 Mayr, Franz	S				AUT
32	55,79	364,4239	93 Weiss, Holger					AUT
33	55,75	364,1407	67 Kriechbaum, Martin					AUT
34	55,11	359,9849	22 Baumgartner, Gerhard	SS				AUT
35	52,94	345,7703	84 Ihm, Roland					AUT
36	52,43	342,4859	42 Ausweger, Ernst	S				AUT
37	52,29	341,5521	87 Katterl, Manfred					AUT
38	52,01	339,6852	85 Kaindl, Gernot					AUT
39	51,48	336,2257	24 Bleiber, Christian					AUT
40	51,21	334,5037	44 Dziekan, Reinhard	S				AUT
41	50,83	331,9916	90 Preuner, Manfred	S				AUT
42	50,40	329,1779	105 Camini, Livio					AUT
43	45,83	299,3778	45 Eibl, Wolfgang	S				AUT
44	39,71	259,3832	92 Weiss, Isabell	L				AUT
45	39,64	258,9408	23 Bleibler, Barbara	L				AUT
46	36,98	241,5139	94 Weiss, Susanne	L				AUT
47	34,39	224,6016	83 Baumert, Marion	L				AUT
48	27,02	176,4615	104 Mitterlechner, Ernst	SS				Rudolf

STANDARD -- Overall Match Results

LM IPSC 2013

Printed Mai 25, 2013 at 18:38



	<u>%</u>	<u>Points</u>	<u>Competitor</u>	<u>Cat</u>	<u>Reg</u>	<u>Cls</u>	<u>Tag</u>	<u>ICS</u>
49	21,90	143,0163	1 Zillner, Hubert	SS	AUT			

Team Results

LM IPSC 2013

Printed Mai 25, 2013 at 18:42



Open Division

General Category

TEAM			COMPETITOR	
	Points	Name	Points	Name
1	1951,5898	OStadIP	711,9821	Fischer, Wilfried
			691,8129	Hiebler, Wolfram
			547,7948	Hörmanseder, Klaus
			-	Meir, Alois
2	1852,3510	OSteyr	624,5253	Schnurpfeil, Dietmar
			623,9112	Brunmayr, Gerhard (open)
			603,9145	Reschauer, Afrim
			-	Kals, Gerhard
3	1649,0901	OLochen	562,1716	Neumeier, Heinrich
			543,5318	Mühlbacher, Hubert
			543,3867	Kreuzer, Kurt
4	1407,0722	OPSV	565,4767	Fritzl, Wolfgang
			513,9766	Lichtl, Kurt
			327,6189	Einramhof, Manfred

Team Results

LM IPSC 2013

Printed Mai 25, 2013 at 18:42



Production Division

General Category

TEAM			COMPETITOR	
	Points	Name	Points	Name
1	1883,6034	PrLPSV	672,3885	Post, GottfriedPROD
			651,4498	Oriol, AndreasPROD
			559,7651	Hochholdinger, WalterProd
			-	Handl, ReinhardProd
2	1329,5451	PrVbrk	456,0203	Mayr, RomanPROD
			454,0028	Weissenbacher, BernhardPROD
			419,5220	Wolfgruber, HorstPROD
			-	Kaindl, GernotPROD
3	1288,5149	PrHas	497,8509	Zeindlhofer, Erich
			434,0860	Kastler, Peter
			356,5780	Schütz, Max

Team Results

LM IPSC 2013

Printed Mai 25, 2013 at 18:42



Standard Division

General Category

TEAM			COMPETITOR	
	Points	Name	Points	Name
1	1861,0167	StLPSV	640,6238	Post, Gottfried
			629,9645	Oriol, Andreas
			590,4284	Handl, Reinhard
			-	Hochholdinger, Walter
2	1610,3622	StSick	603,3866	Mayrhofer, Klaus
			518,2140	Sickinger, Franz
			488,7616	Birner, Thomas
			-	Feitzinger, Patrick
3	1466,5632	StdPSV	593,5868	Kronberger, Martin
			457,8309	Schaubmair, Richard
			415,1455	Laiss, Dieter
			-	Mayr, Franz
4	1219,1108	StVbrk	508,9166	Wolfgruber, Horst
			364,4239	Weiss, Holger
			345,7703	Ihm, Roland
			-	Katterl, Manfred
5	1184,3474	StAiS	409,6975	Mitgutsch, Ewald
			387,5505	Schmidhofer, Georg
			387,0994	Kaltenberger, Bernhard
			-	Groiss, Gerald
6	955,1514	StLochen	359,9849	Baumgartner, Gerhard
			336,2257	Bleiber, Christian
			258,9408	Bleibler, Barbara

OPEN -- Overall Stage Results

LM IPSC 2013

Printed Mai 25, 2013 at 18:39



Stage 1 -- STAGE 1

	PTS	TIME	HIT FACTOR	STAGE POINTS	STAGE PERCENT	COMPETITOR # Name
1	134	10,91	12,2823	140,0000	100,00	11 Fischer, Wilfried
2	130	11,19	11,6175	132,4223	94,59	12 Hiebler, Wolfram
3	125	11,37	10,9938	125,3134	89,51	17 Brunmayr, Gerhard (open)
4	131	12,42	10,5475	120,2258	85,88	25 Kreuzer, Kurt
5	131	13,89	9,4312	107,5021	76,79	19 Reschauer, Afrim
6	132	14,67	8,9980	102,5633	73,26	28 Neumeier, Heinrich
7	110	12,48	8,8141	100,4676	71,76	18 Kals, Gerhard
8	128	14,61	8,7611	99,8637	71,33	20 Schnurpfeil, Dietmar
9	116	13,39	8,6632	98,7473	70,53	13 Hörmanseder, Klaus
10	126	15,28	8,2461	93,9929	67,14	27 Mühlbacher, Hubert
11	125	15,41	8,1116	92,4603	66,04	54 Lichtl, Kurt
12	129	16,68	7,7338	88,1539	62,97	48 Fritzl, Wolfgang
13	130	19,82	6,5590	74,7632	53,40	15 Meir, Alois
14	128	25,41	5,0374	57,4187	41,01	46 Einramhof, Manfred

STANDARD -- Overall Stage Results

LM IPSC 2013

Printed Mai 25, 2013 at 18:39



Stage 1 -- STAGE 1

	PTS	TIME	HIT FACTOR	STAGE POINTS	STAGE PERCENT	COMPETITOR # Name
1	134	10,04	13,3466	140,0000	100,00	14 Hrmannseder, KlausSTD
2	130	11,14	11,6697	122,4095	87,44	70 Mayrhofer, Klaus
3	124	10,94	11,3346	118,8944	84,92	39 Oriol, Andreas
4	131	11,67	11,2254	117,7490	84,11	50 Kronberger, Martin
5	124	11,59	10,6989	112,2264	80,16	32 Handl, Reinhard
6	118	11,06	10,6691	111,9138	79,94	40 Post, Gottfried
7	120	12,38	9,6931	101,6758	72,63	56 Schaubmair, Richard
8	132	13,81	9,5583	100,2622	71,62	79 Mulz, Franz
9	128	13,47	9,5026	99,6780	71,20	71 Sickinger, Franz
10	128	14,22	9,0014	94,4207	67,44	97 Wolfgruber, Horst
11	132	14,72	8,9674	94,0639	67,19	10 Baminger, Johann
12	126	14,61	8,6242	90,4643	64,62	33 Hochholdinger, Walter
13	134	15,60	8,5897	90,1026	64,36	103 Reschauer, AfrimSTD
14	131	15,59	8,4028	88,1418	62,96	52 Laiss, Dieter
15	119	14,24	8,3567	87,6585	62,61	62 Birner, Thomas
16	130	16,15	8,0495	84,4360	60,31	16 Wimmer, Albin
17	115	15,23	7,5509	79,2054	56,58	7 Moessenboeck, Franz
18	127	16,99	7,4750	78,4092	56,01	75 Schmidhofer, Georg
19	136	18,71	7,2688	76,2469	54,46	24 Bleiber, Christian
20	113	15,63	7,2297	75,8362	54,17	34 Hochholdinger, Christa
21	101	13,98	7,2246	75,7829	54,13	55 Mayr, Franz
22	116	16,56	7,0048	73,4775	52,48	96 Weissenbacher, Bernhard
23	122	18,12	6,7329	70,6250	50,45	80 Schmalzer, Roland
24	96	14,27	6,7274	70,5674	50,41	58 Schittengruber, Rudolf
25	116	17,32	6,6975	70,2533	50,18	49 Hartl, Peter
26	134	20,10	6,6667	69,9303	49,95	22 Baumgartner, Gerhard
27	101	15,30	6,6013	69,2448	49,46	85 Kaindl, Gernot
28	118	17,99	6,5592	68,8031	49,15	93 Weiss, Holger
29	138	21,11	6,5372	68,5722	48,98	90 Preuner, Manfred
30	130	19,89	6,5359	68,5592	48,97	67 Kriechbaum, Martin
31	116	17,89	6,4841	68,0150	48,58	44 Dzienkan, Reinhard
32	111	17,72	6,2641	65,7077	46,93	74 Mitgutsch, Ewald
33	104	16,92	6,1466	64,4748	46,05	89 Mayr, Roman
34	81	13,43	6,0313	63,2654	45,19	63 Feitzinger, Patrick
35	128	21,84	5,8608	61,4772	43,91	72 Groiss, Gerald
36	124	21,45	5,7809	60,6389	43,31	3 Schiffer, Gerhard
37	120	20,86	5,7526	60,3426	43,10	64 Gerhartinger, Walter
38	128	22,42	5,7092	59,8868	42,78	105 Camini, Livio
39	106	18,74	5,6564	59,3326	42,38	42 Ausweger, Ernst
40	82	15,00	5,4667	57,3429	40,96	73 Kaltenberger, Bernhard
41	108	20,05	5,3865	56,5023	40,36	94 Weiss, Susanne
42	120	23,80	5,0420	52,8885	37,78	92 Weiss, Isabell
43	120	23,95	5,0104	52,5573	37,54	83 Baumert, Marion
44	129	26,38	4,8901	51,2946	36,64	84 Ihm, Roland
45	116	24,77	4,6831	49,1235	35,09	87 Katterl, Manfred
46	132	28,49	4,6332	48,6002	34,71	45 Eibl, Wolfgang

STANDARD -- Overall Stage Results

LM IPSC 2013

Printed Mai 25, 2013 at 18:39



Stage 1 -- STAGE 1

	PTS	TIME	HIT FACTOR	STAGE POINTS	STAGE PERCENT	COMPETITOR # Name
47	106	25,25	4,1980	44,0354	31,45	104 Mitterlechner, ErnstRudolf
48	130	32,91	3,9502	41,4355	29,60	23 Bleibler, Barbara
49	118	33,30	3,5435	37,1702	26,55	1 Zillner, Hubert

PRODUCTION -- Overall Stage Results

LM IPSC 2013

Printed Mai 25, 2013 at 18:39




Stage 1 -- STAGE 1

	PTS	TIME	HIT FACTOR	STAGE POINTS	STAGE PERCENT	COMPETITOR # Name
1	132	11,47	11,5083	140,0000	100,00	41 Post, GottfriedPROD
2	113	11,62	9,7246	118,3014	84,50	38 Oriol, AndreasPROD
3	130	13,61	9,5518	116,1991	83,00	29 Daucher, Günther
4	130	15,52	8,3763	101,8988	72,78	31 Handl, ReinhardProd
5	115	14,24	8,0758	98,2439	70,17	35 Hochholdinger, WalterProd
6	140	17,38	8,0552	97,9932	70,00	88 Mayr, RomanPROD
7	130	16,31	7,9706	96,9632	69,26	106 Hochholdinger, ChristaPROD
8	136	17,36	7,8341	95,3030	68,07	59 Schittengruber, RudolfPROD
9	116	16,13	7,1916	87,4865	62,49	82 Zeindlhofer, Erich
10	128	18,64	6,8670	83,5375	59,67	102 Brunmayr, GerhardPROD
11	126	18,36	6,8627	83,4863	59,63	8 Bohn, Erich
12	112	16,87	6,6390	80,7645	57,69	78 Kastler, Peter
13	124	19,00	6,5263	79,3936	56,71	95 Weissenbacher, BernhardPROD
14	120	18,81	6,3796	77,6086	55,43	4 Stundner, David
15	136	21,41	6,3522	77,2751	55,20	30 Doellerer, Tamara
16	124	19,64	6,3136	76,8065	54,86	86 Kaindl, GernotPROD
17	128	23,91	5,3534	65,1250	46,52	37 Loidl, Sandra
18	110	21,79	5,0482	61,4120	43,87	61 Fahrnberger, Christian
19	122	24,43	4,9939	60,7511	43,39	81 Schütz, Max
20	110	23,13	4,7557	57,8542	41,32	98 Wolfgruber, HorstPROD
21	124	26,24	4,7256	57,4878	41,06	100 Streber, Juergen

REVOLVER (STANDARD) -- Overall Stage Results

LM IPSC 2013

Printed Mai 25, 2013 at 18:39



Stage 1 -- STAGE 1

	PTS	TIME	HIT FACTOR	STAGE POINTS	STAGE PERCENT	COMPETITOR # Name
1	132	19,20	6,8750	140,0000	100,00	51 Kronberger, Martin Rev.
2	133	20,35	6,5356	133,0891	95,06	57 Schaubmair, Richard Rev.
3	132	20,58	6,4140	130,6123	93,29	68 Kroiss, Robert
4	130	28,33	4,5888	93,4442	66,75	43 Ausweger, Ernst (Rev.)
5	139	31,48	4,4155	89,9157	64,23	9 BohnRevolver, Erich
6	129	30,79	4,1897	85,3170	60,94	53 Laiss, Dieter (Rev.)
7	136	34,19	3,9778	81,0019	57,86	47 Einramhof, Manfred Rev.

OPEN -- Overall Stage Results

LM IPSC 2013

Printed Mai 25, 2013 at 18:39



Stage 2 -- STAGE 2

	PTS	TIME	HIT FACTOR	STAGE POINTS	STAGE PERCENT	COMPETITOR # Name
1	54	6,22	8,6817	60,0000	100,00	11 Fischer, Wilfried
2	56	7,02	7,9772	55,1314	91,89	20 Schnurpfeil, Dietmar
3	50	6,27	7,9745	55,1125	91,85	17 Brunmayr, Gerhard (open)
4	53	6,94	7,6369	52,7794	87,97	12 Hiebler, Wolfram
5	47	6,18	7,6052	52,5602	87,60	48 Fritzl, Wolfgang
6	51	6,79	7,5110	51,9097	86,52	27 Mühlbacher, Hubert
7	54	7,43	7,2678	50,2288	83,71	19 Reschauer, Afrim
8	49	6,88	7,1221	49,2216	82,04	25 Kreuzer, Kurt
9	45	6,66	6,7568	46,6967	77,83	28 Neumeier, Heinrich
10	42	6,32	6,6456	45,9283	76,55	18 Kals, Gerhard
11	49	8,15	6,0123	41,5515	69,25	54 Lichtl, Kurt
12	44	8,24	5,3398	36,9040	61,51	15 Meir, Alois
13	30	5,92	5,0676	35,0225	58,37	13 Hörmanseder, Klaus
14	53	10,60	5,0000	34,5556	57,59	46 Einramhof, Manfred

STANDARD -- Overall Stage Results

LM IPSC 2013

Printed Mai 25, 2013 at 18:39



Stage 2 -- STAGE 2

	PTS	TIME	HIT FACTOR	STAGE POINTS	STAGE PERCENT	COMPETITOR # Name
1	54	5,71	9,4571	60,0000	100,00	32 Handl, Reinhard
2	55	6,43	8,5537	54,2682	90,45	14 Hrmannseder, KlausSTD
3	51	5,99	8,5142	54,0178	90,03	40 Post, Gottfried
4	58	7,77	7,4646	47,3588	78,93	103 Reschauer, AfrimSTD
5	53	7,30	7,2603	46,0624	76,77	52 Laiss, Dieter
6	52	7,25	7,1724	45,5050	75,84	62 Birner, Thomas
7	46	6,55	7,0229	44,5564	74,26	50 Kronberger, Martin
8	42	6,36	6,6038	41,8973	69,83	39 Oriol, Andreas
9	52	7,92	6,5657	41,6554	69,43	10 Baminger, Johann
10	46	7,23	6,3624	40,3658	67,28	71 Sickinger, Franz
11	53	8,68	6,1060	38,7391	64,57	63 Feitzinger, Patrick
12	52	9,07	5,7332	36,3739	60,62	3 Schiffer, Gerhard
13	46	8,25	5,5758	35,3751	58,96	49 Hartl, Peter
14	46	8,35	5,5090	34,9514	58,25	67 Kriechbaum, Martin
15	46	8,38	5,4893	34,8263	58,04	93 Weiss, Holger
16	46	8,56	5,3738	34,0940	56,82	56 Schaubmair, Richard
17	46	8,60	5,3488	33,9354	56,56	105 Camini, Livio
18	46	8,60	5,3488	33,9354	56,56	44 Dzienkan, Reinhard
19	48	9,24	5,1948	32,9582	54,93	80 Schmalzer, Roland
20	35	7,24	4,8343	30,6707	51,12	16 Wimmer, Albin
21	37	7,75	4,7742	30,2896	50,48	79 Mulz, Franz
22	48	10,19	4,7105	29,8855	49,81	87 Katterl, Manfred
23	42	9,10	4,6154	29,2820	48,80	55 Mayr, Franz
24	43	9,37	4,5891	29,1154	48,53	97 Wolfsgruber, Horst
25	44	9,60	4,5833	29,0787	48,46	85 Kaindl, Gernot
26	50	11,08	4,5126	28,6302	47,72	90 Preuner, Manfred
27	52	11,53	4,5100	28,6133	47,69	24 Bleiber, Christian
28	47	10,52	4,4677	28,3449	47,24	84 Ihm, Roland
29	55	13,13	4,1889	26,5761	44,29	45 Eibl, Wolfgang
30	46	11,58	3,9724	25,2025	42,00	96 Weissenbacher, Bernhard
31	37	9,49	3,8988	24,7360	41,23	89 Mayr, Roman
32	48	12,58	3,8156	24,2077	40,35	92 Weiss, Isabell
33	33	8,65	3,8150	24,2042	40,34	34 Hochholdinger, Christa
34	48	12,87	3,7296	23,6623	39,44	83 Baumert, Marion
35	39	10,59	3,6827	23,3648	38,94	72 Groiss, Gerald
36	41	12,50	3,2800	20,8098	34,68	42 Ausweger, Ernst
37	50	15,29	3,2701	20,7470	34,58	23 Bleibler, Barbara
38	33	10,12	3,2609	20,6884	34,48	64 Gerhartinger, Walter
39	25	8,03	3,1133	19,7523	32,92	74 Mitgutsch, Ewald
40	25	8,08	3,0941	19,6301	32,72	70 Mayrhofer, Klaus
41	20	6,64	3,0120	19,1098	31,85	7 Moessenboeck, Franz
42	31	10,51	2,9496	18,7134	31,19	73 Kaltenberger, Bernhard
43	42	15,68	2,6786	16,9940	28,32	33 Hochholdinger, Walter
44	23	9,10	2,5275	16,0354	26,73	22 Baumgartner, Gerhard
45	19	7,88	2,4112	15,2975	25,50	58 Schittengruber, Rudolf
46	14	9,51	1,4721	9,3399	15,57	104 Mitterlechner, ErnstRudolf

STANDARD -- Overall Stage Results

LM IPSC 2013

Printed Mai 25, 2013 at 18:39



Stage 2 -- STAGE 2

	PTS	TIME	HIT FACTOR	STAGE POINTS	STAGE PERCENT	COMPETITOR # Name
47	7	7,55	0,9272	5,8823	9,80	75 Schmidhofer, Georg
48	0	16,35	0,0000	0,0000	0,00	1 Zillner, Hubert
49	0	15,99	0,0000	0,0000	0,00	94 Weiss, Susanne

PRODUCTION -- Overall Stage Results

LM IPSC 2013

Printed Mai 25, 2013 at 18:39




Stage 2 -- STAGE 2

	PTS	TIME	HIT FACTOR	STAGE POINTS	STAGE PERCENT	COMPETITOR # Name
1	48	5,52	8,6957	60,0000	100,00	88 Mayr, RomanPROD
2	52	6,27	8,2935	57,2249	95,37	41 Post, GottfriedPROD
3	48	6,28	7,6433	52,7389	87,90	31 Handl, ReinhardProd
4	46	6,06	7,5908	52,3762	87,29	38 Oriol, AndreasPROD
5	52	7,39	7,0365	48,5521	80,92	35 Hochholdinger, WalterProd
6	54	8,20	6,5854	45,4390	75,73	102 Brunmayr, GerhardPROD
7	44	7,23	6,0858	41,9917	69,99	82 Zeindlhofer, Erich
8	36	6,46	5,5728	38,4520	64,09	29 Daucher, Günther
9	48	8,62	5,5684	38,4223	64,04	98 Wolfgruber, HorstPROD
10	52	9,55	5,4450	37,5707	62,62	95 Weissenbacher, BernhardPROD
11	46	8,48	5,4245	37,4292	62,38	78 Kastler, Peter
12	46	8,78	5,2392	36,1503	60,25	59 Schittengruber, RudolfPROD
13	50	9,89	5,0556	34,8837	58,14	86 Kaindl, GernotPROD
14	40	8,08	4,9505	34,1584	56,93	8 Bohn, Erich
15	50	10,45	4,7847	33,0144	55,02	37 Loidl, Sandra
16	44	9,54	4,6122	31,8239	53,04	30 Doellerer, Tamara
17	48	11,15	4,3049	29,7040	49,51	81 Schütz, Max
18	40	10,38	3,8536	26,5896	44,32	100 Streber, Juergen
19	31	8,18	3,7897	26,1491	43,58	106 Hochholdinger, ChristaPROD
20	40	10,75	3,7209	25,6744	42,79	4 Stundner, David
21	42	12,28	3,4202	23,5993	39,33	61 Fahrnberger, Christian

REVOLVER (STANDARD) -- Overall Stage Results

LM IPSC 2013

Printed Mai 25, 2013 at 18:39



Stage 2 -- STAGE 2

	PTS	TIME	HIT FACTOR	STAGE POINTS	STAGE PERCENT	COMPETITOR # Name
1	55	7,85	7,0064	60,0000	100,00	51 Kronberger, Martin Rev.
2	54	8,20	6,5854	56,3947	93,99	68 Kroiss, Robert
3	51	8,67	5,8824	50,3743	83,96	57 Schaubmair, Richard Rev.
4	57	13,30	4,2857	36,7013	61,17	9 BohnRevolver, Erich
5	53	13,45	3,9405	33,7452	56,24	43 Ausweger, Ernst (Rev.)
6	51	13,46	3,7890	32,4477	54,08	47 Einramhof, Manfred Rev.
7	42	11,13	3,7736	32,3156	53,86	53 Laiss, Dieter (Rev.)

OPEN -- Overall Stage Results

LM IPSC 2013

Printed Mai 25, 2013 at 18:39



Stage 3 -- STAGE 3

	PTS	TIME	HIT FACTOR	STAGE POINTS	STAGE PERCENT	COMPETITOR # Name
1	29	2,59	11,1969	30,0000	100,00	17 Brunmayr, Gerhard (open)
2	29	2,65	10,9434	29,3208	97,74	12 Hiebler, Wolfram
3	28	2,60	10,7692	28,8541	96,18	11 Fischer, Wilfried
4	30	2,85	10,5263	28,2033	94,01	19 Reschauer, Afrim
5	26	2,53	10,2767	27,5344	91,78	20 Schnurpfeil, Dietmar
6	30	3,06	9,8039	26,2677	87,56	27 Mühlbacher, Hubert
7	26	2,70	9,6296	25,8008	86,00	28 Neumeier, Heinrich
8	23	2,86	8,0420	21,5469	71,82	25 Kreuzer, Kurt
9	29	3,85	7,5325	20,1818	67,27	46 Einramhof, Manfred
10	14	2,69	5,2045	13,9444	46,48	48 Fritzl, Wolfgang
11	11	2,38	4,6218	12,3834	41,28	18 Kals, Gerhard
12	13	3,40	3,8235	10,2444	34,15	54 Lichtl, Kurt
13	11	3,59	3,0641	8,2096	27,37	15 Meir, Alois
14	3	2,36	1,2712	3,4059	11,35	13 Hörmanseder, Klaus

STANDARD -- Overall Stage Results

LM IPSC 2013

Printed Mai 25, 2013 at 18:39



Stage 3 -- STAGE 3

	PTS	TIME	HIT FACTOR	STAGE POINTS	STAGE PERCENT	COMPETITOR # Name
1	30	2,38	12,6050	30,0000	100,00	71 Sickinger, Franz
2	28	2,43	11,5226	27,4239	91,41	62 Birner, Thomas
3	26	2,26	11,5044	27,3805	91,27	32 Handl, Reinhard
4	28	2,48	11,2903	26,8710	89,57	50 Kronberger, Martin
5	26	2,35	11,0638	26,3319	87,77	14 Hrmanseder, KlausSTD
6	28	2,81	9,9644	23,7153	79,05	10 Baminger, Johann
7	29	3,01	9,6346	22,9302	76,43	3 Schiffer, Gerhard
8	30	3,16	9,4937	22,5949	75,32	33 Hochholdinger, Walter
9	30	3,20	9,3750	22,3125	74,37	22 Baumgartner, Gerhard
10	24	2,59	9,2664	22,0541	73,51	58 Schittengruber, Rudolf
11	29	3,17	9,1483	21,7729	72,58	103 Reschauer, AfrimSTD
12	22	2,43	9,0535	21,5473	71,82	39 Oriol, Andreas
13	22	2,45	8,9796	21,3714	71,24	56 Schaubmair, Richard
14	26	2,94	8,8435	21,0476	70,16	16 Wimmer, Albin
15	30	3,51	8,5470	20,3419	67,81	70 Mayrhofer, Klaus
16	25	2,96	8,4459	20,1014	67,00	63 Feitzinger, Patrick
17	26	3,13	8,3067	19,7700	65,90	75 Schmidhofer, Georg
18	30	3,65	8,2192	19,5616	65,21	34 Hochholdinger, Christa
19	26	3,25	8,0000	19,0400	63,47	74 Mitgutsch, Ewald
20	30	3,78	7,9365	18,8889	62,96	80 Schmalzer, Roland
21	28	3,57	7,8431	18,6667	62,22	89 Mayr, Roman
22	26	3,34	7,7844	18,5269	61,76	55 Mayr, Franz
23	25	3,31	7,5529	17,9758	59,92	72 Groiss, Gerald
24	26	3,46	7,5145	17,8844	59,61	97 Wolfgruber, Horst
25	26	3,48	7,4713	17,7816	59,27	44 Dziekan, Reinhard
26	26	3,49	7,4499	17,7307	59,10	79 Mulz, Franz
27	30	4,04	7,4257	17,6733	58,91	96 Weissenbacher, Bernhard
28	26	3,84	6,7708	16,1146	53,72	83 Baumert, Marion
29	27	4,06	6,6502	15,8276	52,76	73 Kaltenberger, Bernhard
30	13	2,04	6,3725	15,1667	50,56	40 Post, Gottfried
31	26	4,31	6,0325	14,3573	47,86	49 Hartl, Peter
32	28	4,68	5,9829	14,2393	47,46	87 Katterl, Manfred
33	26	4,42	5,8824	14,0000	46,67	105 Camini, Livio
34	22	4,27	5,1522	12,2623	40,87	93 Weiss, Holger
35	20	4,27	4,6838	11,1475	37,16	104 Mitterlechner, ErnstRudolf
36	24	5,14	4,6693	11,1128	37,04	92 Weiss, Isabell
37	30	6,46	4,6440	11,0526	36,84	23 Bleibler, Barbara
38	11	2,53	4,3478	10,3478	34,49	84 Ihm, Roland
39	30	7,45	4,0268	9,5839	31,95	90 Preuner, Manfred
40	11	2,79	3,9427	9,3835	31,28	85 Kaindl, Gernot
41	15	3,81	3,9370	9,3701	31,23	64 Gerhartinger, Walter
42	26	7,29	3,5665	8,4883	28,29	45 Eibl, Wolfgang
43	16	5,30	3,0189	7,1849	23,95	94 Weiss, Susanne
44	14	4,76	2,9412	7,0000	23,33	7 Moessenboeck, Franz
45	7	2,88	2,4306	5,7847	19,28	42 Ausweger, Ernst
46	7	3,81	1,8373	4,3727	14,58	24 Bleiber, Christian

STANDARD -- Overall Stage Results

LM IPSC 2013

Printed Mai 25, 2013 at 18:39



Stage 3 -- STAGE 3

	PTS	TIME	HIT FACTOR	STAGE POINTS	STAGE PERCENT	COMPETITOR # Name
47	11	6,73	1,6345	3,8900	12,97	1 Zillner, Hubert
48	0	2,92	0,0000	0,0000	0,00	52 Laiss, Dieter
49	0	3,56	0,0000	0,0000	0,00	67 Kriechbaum, Martin

PRODUCTION -- Overall Stage Results

LM IPSC 2013

Printed Mai 25, 2013 at 18:39



Stage 3 -- STAGE 3

	PTS	TIME	HIT FACTOR	STAGE POINTS	STAGE PERCENT	COMPETITOR # Name
1	26	2,11	12,3223	30,0000	100,00	88 Mayr, RomanPROD
2	28	2,51	11,1554	27,1591	90,53	31 Handl, ReinhardProd
3	24	2,43	9,8765	24,0456	80,15	38 Oriol, AndreasPROD
4	24	2,50	9,6000	23,3723	77,91	29 Daucher, Günther
5	28	3,10	9,0323	21,9901	73,30	35 Hochholdinger, WalterProd
6	26	3,03	8,5809	20,8911	69,64	59 Schittengruber, RudolfPROD
7	26	3,16	8,2278	20,0316	66,77	98 Wolfsgruber, HorstPROD
8	26	3,25	8,0000	19,4769	64,92	106 Hochholdinger, ChristaPROD
9	28	3,56	7,8652	19,1487	63,83	8 Bohn, Erich
10	28	3,65	7,6712	18,6765	62,26	78 Kastler, Peter
11	26	3,46	7,5145	18,2948	60,98	82 Zeindlhofer, Erich
12	26	3,55	7,3239	17,8310	59,44	30 Doellerer, Tamara
13	30	4,23	7,0922	17,2668	57,56	86 Kaindl, GernotPROD
14	28	4,06	6,8966	16,7904	55,97	102 Brunmayr, GerhardPROD
15	30	4,37	6,8650	16,7136	55,71	95 Weissenbacher, BernhardPROD
16	28	4,19	6,6826	16,2695	54,23	81 Schütz, Max
17	26	4,29	6,0606	14,7552	49,18	37 Loidl, Sandra
18	26	4,50	5,7778	14,0667	46,89	100 Streber, Juergen
19	22	3,84	5,7292	13,9483	46,49	4 Stundner, David
20	30	5,29	5,6711	13,8069	46,02	61 Fahrnberger, Christian
21	11	2,16	5,0926	12,3985	41,33	41 Post, GottfriedPROD

REVOLVER (STANDARD) -- Overall Stage Results

LM IPSC 2013

Printed Mai 25, 2013 at 18:39



Stage 3 -- STAGE 3

	PTS	TIME	HIT FACTOR	STAGE POINTS	STAGE PERCENT	COMPETITOR # Name
1	28	2,44	11,4754	30,0000	100,00	51 Kronberger, Martin Rev.
2	29	2,86	10,1399	26,5085	88,36	68 Kroiss, Robert
3	27	2,74	9,8540	25,7612	85,87	57 Schaubmair, Richard Rev.
4	27	4,09	6,6015	17,2581	57,53	47 Einramhof, Manfred Rev.
5	23	3,62	6,3536	16,6101	55,37	53 Laiss, Dieter (Rev.)
6	30	5,15	5,8252	15,2288	50,76	9 BohnRevolver, Erich
7	0	3,38	0,0000	0,0000	0,00	43 Ausweger, Ernst (Rev.)

OPEN -- Overall Stage Results

LM IPSC 2013

Printed Mai 25, 2013 at 18:39



Stage 4 -- STAGE 4

	PTS	TIME	HIT FACTOR	STAGE POINTS	STAGE PERCENT	COMPETITOR # Name
1	110	12,62	8,7163	120,0000	100,00	13 Hörmanseder, Klaus
2	116	13,69	8,4733	116,6548	97,21	12 Hiebler, Wolfram
3	112	13,63	8,2172	113,1280	94,27	11 Fischer, Wilfried
4	110	14,48	7,5967	104,5856	87,15	20 Schnurpfeil, Dietmar
5	112	15,27	7,3346	100,9780	84,15	18 Kals, Gerhard
6	106	14,89	7,1189	98,0075	81,67	28 Neumeier, Heinrich
7	111	15,78	7,0342	96,8420	80,70	17 Brunmayr, Gerhard (open)
8	110	15,98	6,8836	94,7685	78,97	54 Lichtl, Kurt
9	111	16,19	6,8561	94,3896	78,66	48 Fritzl, Wolfgang
10	100	16,71	5,9844	82,3894	68,66	27 Mühlbacher, Hubert
11	118	20,11	5,8677	80,7826	67,32	19 Reschauer, Afrim
12	62	15,79	3,9265	54,0577	45,05	25 Kreuzer, Kurt
13	86	22,52	3,8188	52,5748	43,81	15 Meir, Alois
14	102	27,78	3,6717	50,5494	42,12	46 Einramhof, Manfred

STANDARD -- Overall Stage Results

LM IPSC 2013

Printed Mai 25, 2013 at 18:39



Stage 4 -- STAGE 4

	PTS	TIME	HIT FACTOR	STAGE POINTS	STAGE PERCENT	COMPETITOR # Name
1	112	13,07	8,5692	120,0000	100,00	39 Oriol, Andreas
2	112	14,68	7,6294	106,8392	89,03	70 Mayrhofer, Klaus
3	114	15,58	7,3171	102,4652	85,39	32 Handl, Reinhard
4	111	15,22	7,2930	102,1285	85,11	40 Post, Gottfried
5	112	15,79	7,0931	99,3287	82,77	10 Baminger, Johann
6	112	16,32	6,8627	96,1029	80,09	50 Kronberger, Martin
7	117	17,39	6,7280	94,2161	78,51	103 Reschauer, AfrimSTD
8	110	16,56	6,6425	93,0189	77,52	63 Feitzinger, Patrick
9	113	17,11	6,6043	92,4841	77,07	7 Moessenboeck, Franz
10	114	17,27	6,6010	92,4382	77,03	79 Mulz, Franz
11	104	15,77	6,5948	92,3508	76,96	71 Sickinger, Franz
12	100	15,64	6,3939	89,5369	74,61	56 Schaubmair, Richard
13	116	18,17	6,3841	89,4009	74,50	97 Wolfgruber, Horst
14	104	16,50	6,3030	88,2649	73,55	55 Mayr, Franz
15	99	16,00	6,1875	86,6471	72,21	14 Hrmannseder, KlausSTD
16	116	18,96	6,1181	85,6759	71,40	24 Bleiber, Christian
17	108	17,84	6,0538	84,7750	70,65	89 Mayr, Roman
18	114	19,77	5,7663	80,7490	67,29	96 Weissenbacher, Bernhard
19	101	18,01	5,6080	78,5320	65,44	58 Schittengruber, Rudolf
20	106	18,91	5,6055	78,4970	65,41	67 Kriechbaum, Martin
21	104	18,59	5,5944	78,3417	65,28	49 Hartl, Peter
22	109	19,90	5,4774	76,7030	63,92	3 Schiffer, Gerhard
23	111	20,36	5,4519	76,3456	63,62	73 Kaltenberger, Bernhard
24	107	19,64	5,4481	76,2924	63,58	52 Laiss, Dieter
25	114	20,98	5,4337	76,0919	63,41	84 Ihm, Roland
26	107	20,07	5,3313	74,6578	62,21	72 Groiss, Gerald
27	92	17,31	5,3148	74,4268	62,02	74 Mitgutsch, Ewald
28	84	15,85	5,2997	74,2145	61,85	33 Hochholdinger, Walter
29	118	22,38	5,2726	73,8347	61,53	90 Preuner, Manfred
30	72	14,39	5,0035	70,0665	58,39	62 Birner, Thomas
31	108	21,62	4,9954	69,9531	58,29	80 Schmalzer, Roland
32	104	21,24	4,8964	68,5674	57,14	44 Dziekan, Reinhard
33	95	19,78	4,8028	67,2568	56,05	85 Kaindl, Gernot
34	92	19,52	4,7131	66,0004	55,00	34 Hochholdinger, Christa
35	112	23,91	4,6842	65,5960	54,66	75 Schmidhofer, Georg
36	89	19,26	4,6210	64,7102	53,93	16 Wimmer, Albin
37	91	19,85	4,5844	64,1977	53,50	22 Baumgartner, Gerhard
38	101	22,35	4,5190	63,2824	52,74	42 Ausweger, Ernst
39	112	25,91	4,3227	60,5326	50,44	64 Gerhartinger, Walter
40	94	22,55	4,1685	58,3741	48,65	87 Katterl, Manfred
41	108	26,11	4,1363	57,9236	48,27	92 Weiss, Isabell
42	85	22,22	3,8254	53,5690	44,64	93 Weiss, Holger
43	111	30,25	3,6694	51,3850	42,82	45 Eibl, Wolfgang
44	114	32,68	3,4884	48,8497	40,71	23 Bleibler, Barbara
45	91	28,15	3,2327	45,2691	37,72	104 Mitterlechner, ErnstRudolf
46	58	19,55	2,9668	41,5451	34,62	105 Camini, Livio

STANDARD -- Overall Stage Results

LM IPSC 2013

Printed Mai 25, 2013 at 18:39



Stage 4 -- STAGE 4

	PTS	TIME	HIT FACTOR	STAGE POINTS	STAGE PERCENT	COMPETITOR # Name
47	86	31,02	2,7724	38,8236	32,35	94 Weiss, Susanne
48	68	37,05	1,8354	25,7016	21,42	1 Zillner, Hubert
49	44	28,58	1,5395	21,5590	17,97	83 Baumert, Marion

PRODUCTION -- Overall Stage Results

LM IPSC 2013

Printed Mai 25, 2013 at 18:39



Stage 4 -- STAGE 4

	PTS	TIME	HIT FACTOR	STAGE POINTS	STAGE PERCENT	COMPETITOR # Name
1	108	13,67	7,9005	120,0000	100,00	38 Oriol, AndreasPROD
2	108	15,26	7,0773	107,4967	89,58	31 Handl, ReinhardProd
3	112	16,74	6,6906	101,6222	84,69	29 Daucher, Günther
4	106	17,32	6,1201	92,9574	77,46	102 Brunmayr, GerhardPROD
5	83	13,59	6,1074	92,7651	77,30	41 Post, GottfriedPROD
6	110	19,57	5,6208	85,3744	71,15	95 Weissenbacher, BernhardPROD
7	98	17,55	5,5840	84,8154	70,68	82 Zeindlhofer, Erich
8	110	19,99	5,5028	83,5807	69,65	88 Mayr, RomanPROD
9	108	20,10	5,3731	81,6119	68,01	106 Hochholdinger, ChristaPROD
10	114	21,66	5,2632	79,9415	66,62	78 Kastler, Peter
11	83	16,23	5,1140	77,6758	64,73	35 Hochholdinger, WalterProd
12	110	22,13	4,9706	75,4983	62,92	98 Wolfgruber, HorstPROD
13	108	22,52	4,7957	72,8419	60,70	8 Bohn, Erich
14	106	24,07	4,4038	66,8892	55,74	30 Doellerer, Tamara
15	104	23,95	4,3424	65,9559	54,96	37 Loidl, Sandra
16	80	18,84	4,2463	64,4963	53,75	59 Schittengruber, RudolfPROD
17	112	27,48	4,0757	61,9052	51,59	100 Streber, Juergen
18	106	26,95	3,9332	59,7411	49,78	81 Schütz, Max
19	74	20,47	3,6150	54,9085	45,76	4 Stundner, David
20	83	24,86	3,3387	50,7111	42,26	61 Fahrnberger, Christian
21	51	21,19	2,4068	36,5566	30,46	86 Kaindl, GernotPROD

REVOLVER (STANDARD) -- Overall Stage Results

LM IPSC 2013

Printed Mai 25, 2013 at 18:39



Stage 4 -- STAGE 4

	PTS	TIME	HIT FACTOR	STAGE POINTS	STAGE PERCENT	COMPETITOR # Name
1	107	20,51	5,2170	120,0000	100,00	68 Kroiss, Robert
2	114	22,31	5,1098	117,5353	97,95	51 Kronberger, Martin Rev.
3	112	22,35	5,0112	115,2666	96,06	57 Schaubmair, Richard Rev.
4	115	29,82	3,8565	88,7061	73,92	53 Laiss, Dieter (Rev.)
5	116	30,55	3,7971	87,3393	72,78	9 BohnRevolver, Erich
6	104	33,54	3,1008	71,3236	59,44	43 Ausweger, Ernst (Rev.)
7	89	32,74	2,7184	62,5280	52,11	47 Einramhof, Manfred Rev.

OPEN -- Overall Stage Results

LM IPSC 2013

Printed Mai 25, 2013 at 18:39



Stage 5 -- STAGE 5

	PTS	TIME	HIT FACTOR	STAGE POINTS	STAGE PERCENT	COMPETITOR # Name
1	149	26,88	5,5432	160,0000	100,00	11 Fischer, Wilfried
2	148	27,59	5,3643	154,8364	96,77	20 Schnurpfeil, Dietmar
3	141	26,57	5,3067	153,1759	95,73	12 Hiebler, Wolfram
4	151	28,98	5,2105	150,3978	94,00	19 Reschauer, Afrim
5	147	29,50	4,9831	143,8329	89,90	25 Kreuzer, Kurt
6	148	29,86	4,9565	143,0655	89,42	17 Brunmayr, Gerhard (open)
7	145	31,97	4,5355	130,9147	81,82	18 Kals, Gerhard
8	119	26,74	4,4503	128,4543	80,28	48 Fritzl, Wolfgang
9	150	34,08	4,4014	127,0441	79,40	27 Mühlbacher, Hubert
10	117	29,83	3,9222	113,2128	70,76	13 Hörmanseder, Klaus
11	126	32,47	3,8805	112,0086	70,01	54 Lichtl, Kurt
12	141	39,01	3,6145	104,3293	65,21	28 Neumeier, Heinrich
13	111	50,22	2,2103	63,7983	39,87	15 Meir, Alois
14	109	64,55	1,6886	48,7409	30,46	46 Einramhof, Manfred

STANDARD -- Overall Stage Results

LM IPSC 2013

Printed Mai 25, 2013 at 18:39



Stage 5 -- STAGE 5

	PTS	TIME	HIT FACTOR	STAGE POINTS	STAGE PERCENT	COMPETITOR # Name
1	146	26,08	5,5982	160,0000	100,00	40 Post, Gottfried
2	134	27,09	4,9465	141,3743	88,36	39 Oriol, Andreas
3	140	28,67	4,8832	139,5645	87,23	14 Hrmannseder, KlausSTD
4	136	28,66	4,7453	135,6243	84,77	70 Mayrhofer, Klaus
5	154	34,28	4,4924	128,3969	80,25	97 Wolfgruber, Horst
6	119	28,48	4,1784	119,4213	74,64	32 Handl, Reinhard
7	150	36,26	4,1368	118,2329	73,90	50 Kronberger, Martin
8	151	36,62	4,1234	117,8510	73,66	103 Reschauer, AfrimSTD
9	126	31,23	4,0346	115,3117	72,07	71 Sickinger, Franz
10	142	35,72	3,9754	113,6192	71,01	34 Hochholdinger, Christa
11	142	36,47	3,8936	111,2826	69,55	33 Hochholdinger, Walter
12	128	33,40	3,8323	109,5313	68,46	16 Wimmer, Albin
13	144	39,47	3,6483	104,2726	65,17	79 Mulz, Franz
14	131	36,51	3,5881	102,5497	64,09	63 Feitzinger, Patrick
15	130	36,46	3,5656	101,9064	63,69	49 Hartl, Peter
16	126	35,90	3,5097	100,3115	62,69	96 Weissenbacher, Bernhard
17	136	39,30	3,4606	98,9056	61,82	89 Mayr, Roman
18	123	35,70	3,4454	98,4717	61,54	72 Groiss, Gerald
19	134	38,95	3,4403	98,3268	61,45	10 Baminger, Johann
20	136	40,10	3,3915	96,9325	60,58	64 Gerhartinger, Walter
21	122	37,11	3,2875	93,9601	58,73	73 Kaltenberger, Bernhard
22	129	39,85	3,2371	92,5201	57,83	80 Schmalzer, Roland
23	123	40,28	3,0536	87,2751	54,55	74 Mitgutsch, Ewald
24	129	43,11	2,9923	85,5237	53,45	75 Schmidhofer, Georg
25	139	46,73	2,9745	85,0146	53,13	3 Schiffer, Gerhard
26	140	48,10	2,9106	83,1874	51,99	22 Baumgartner, Gerhard
27	137	47,08	2,9099	83,1685	51,98	84 Ihm, Roland
28	101	36,68	2,7535	78,6986	49,19	62 Birner, Thomas
29	154	56,07	2,7466	78,4991	49,06	42 Ausweger, Ernst
30	111	41,84	2,6530	75,8239	47,39	105 Camini, Livio
31	128	48,41	2,6441	75,5700	47,23	87 Katterl, Manfred
32	147	56,00	2,6250	75,0247	46,89	45 Eibl, Wolfgang
33	120	45,88	2,6155	74,7537	46,72	93 Weiss, Holger
34	130	50,66	2,5661	73,3420	45,84	94 Weiss, Susanne
35	126	50,49	2,4955	71,3247	44,58	67 Kriechbaum, Martin
36	135	56,22	2,4013	68,6306	42,89	52 Laiss, Dieter
37	140	63,12	2,2180	63,3922	39,62	23 Bleibler, Barbara
38	89	46,12	1,9297	55,1538	34,47	85 Kaindl, Gernot
39	94	49,95	1,8819	53,7857	33,62	56 Schaubmair, Richard
40	64	34,85	1,8364	52,4870	32,80	58 Schittengruber, Rudolf
41	61	33,80	1,8047	51,5808	32,24	7 Moessenboeck, Franz
42	142	80,71	1,7594	50,2847	31,43	24 Bleiber, Christian
43	76	63,87	1,1899	34,0088	21,26	90 Preuner, Manfred
44	60	50,71	1,1832	33,8168	21,14	92 Weiss, Isabell
45	95	84,26	1,1275	32,2238	20,14	44 Dziekan, Reinhard
46	35	50,11	0,6985	19,9627	12,48	55 Mayr, Franz

STANDARD -- Overall Stage Results

LM IPSC 2013

Printed Mai 25, 2013 at 18:39



Stage 5 -- STAGE 5

	PTS	TIME	HIT FACTOR	STAGE POINTS	STAGE PERCENT	COMPETITOR # Name
47	37	61,83	0,5984	17,1032	10,69	83 Baumert, Marion
48	21	80,41	0,2612	7,4642	4,67	1 Zillner, Hubert
49	0	44,84	0,0000	0,0000	0,00	104 Mitterlechner, ErnstRudolf

PRODUCTION -- Overall Stage Results

LM IPSC 2013

Printed Mai 25, 2013 at 18:39




Stage 5 -- STAGE 5

	PTS	TIME	HIT FACTOR	STAGE POINTS	STAGE PERCENT	COMPETITOR # Name
1	148	31,86	4,6453	160,0000	100,00	41 Post, GottfriedPROD
2	121	27,58	4,3872	151,1107	94,44	38 Oriol, AndreasPROD
3	136	31,09	4,3744	150,6684	94,17	35 Hochholdinger, WalterProd
4	142	32,98	4,3056	148,3002	92,69	106 Hochholdinger, ChristaPROD
5	133	31,49	4,2236	145,4732	90,92	29 Daucher, Günther
6	134	32,09	4,1758	143,8266	89,89	102 Brunmayr, GerhardPROD
7	142	37,22	3,8152	131,4063	82,13	82 Zeindlhofer, Erich
8	138	40,61	3,3982	117,0443	73,15	95 Weissenbacher, BernhardPROD
9	132	39,48	3,3435	115,1598	71,97	98 Wolfgruber, HorstPROD
10	130	41,80	3,1100	107,1201	66,95	4 Stundner, David
11	134	45,10	2,9712	102,3369	63,96	30 Doellerer, Tamara
12	115	41,04	2,8021	96,5149	60,32	59 Schittengruber, RudolfPROD
13	102	37,28	2,7361	94,2385	58,90	8 Bohn, Erich
14	146	55,52	2,6297	90,5748	56,61	81 Schütz, Max
15	105	42,88	2,4487	84,3410	52,71	31 Handl, ReinhardProd
16	109	45,26	2,4083	82,9499	51,84	86 Kaindl, GernotPROD
17	105	44,17	2,3772	81,8778	51,17	78 Kastler, Peter
18	118	49,80	2,3695	81,6125	51,01	37 Loidl, Sandra
19	81	34,31	2,3608	81,3146	50,82	88 Mayr, RomanPROD
20	113	50,19	2,2514	77,5471	48,47	100 Streber, Juergen
21	105	51,18	2,0516	70,6632	44,16	61 Fahrnberger, Christian

REVOLVER (STANDARD) -- Overall Stage Results

LM IPSC 2013

Printed Mai 25, 2013 at 18:39



Stage 5 -- STAGE 5

	PTS	TIME	HIT FACTOR	STAGE POINTS	STAGE PERCENT	COMPETITOR # Name
1	154	51,19	3,0084	160,0000	100,00	51 Kronberger, Martin Rev.
2	145	49,03	2,9574	157,2862	98,30	57 Schaubmair, Richard Rev.
3	116	50,06	2,3172	123,2399	77,02	9 BohnRevolver, Erich
4	100	46,39	2,1556	114,6463	71,65	68 Kroiss, Robert
5	145	67,71	2,1415	113,8937	71,18	43 Ausweger, Ernst (Rev.)
6	148	74,31	1,9917	105,9251	66,20	53 Laiss, Dieter (Rev.)
7	104	81,70	1,2729	67,7011	42,31	47 Einramhof, Manfred Rev.

OPEN -- Overall Stage Results

LM IPSC 2013

Printed Mai 25, 2013 at 18:39



Stage 6 -- STAGE 6

	PTS	TIME	HIT FACTOR	STAGE POINTS	STAGE PERCENT	COMPETITOR # Name
1	83	11,67	7,1123	90,0000	100,00	11 Fischer, Wilfried
2	83	11,87	6,9924	88,4836	98,32	12 Hiebler, Wolfram
3	79	11,85	6,6667	84,3614	93,73	48 Fritzl, Wolfgang
4	86	13,83	6,2184	78,6885	87,43	19 Reschauer, Afrim
5	84	13,78	6,0958	77,1375	85,71	20 Schnurpfeil, Dietmar
6	70	11,56	6,0554	76,6259	85,14	13 Hörmanseder, Klaus
7	80	13,23	6,0469	76,5183	85,02	18 Kals, Gerhard
8	82	14,32	5,7263	72,4613	80,51	28 Neumeier, Heinrich
9	81	14,38	5,6328	71,2790	79,20	54 Lichtl, Kurt
10	78	14,20	5,4930	69,5091	77,23	17 Brunmayr, Gerhard (open)
11	81	15,47	5,2359	66,2567	73,62	25 Kreuzer, Kurt
12	84	16,18	5,1916	65,6956	73,00	27 Mühlbacher, Hubert
13	78	16,98	4,5936	58,1289	64,59	15 Meir, Alois
14	84	18,65	4,5040	56,9949	63,33	46 Einramhof, Manfred

STANDARD -- Overall Stage Results

LM IPSC 2013

Printed Mai 25, 2013 at 18:39



Stage 6 -- STAGE 6

	PTS	TIME	HIT FACTOR	STAGE POINTS	STAGE PERCENT	COMPETITOR # Name
1	83	11,33	7,3257	90,0000	100,00	14 Hrmannseder, KlausSTD
2	81	12,02	6,7388	82,7894	91,99	70 Mayrhofer, Klaus
3	78	11,90	6,5546	80,5271	89,47	39 Oriol, Andreas
4	82	12,75	6,4314	79,0129	87,79	62 Birner, Thomas
5	88	13,74	6,4047	78,6847	87,43	10 Baminger, Johann
6	79	12,54	6,2998	77,3970	86,00	40 Post, Gottfried
7	80	12,98	6,1633	75,7198	84,13	50 Kronberger, Martin
8	80	13,72	5,8309	71,6358	79,60	33 Hochholdinger, Walter
9	81	13,91	5,8231	71,5405	79,49	97 Wolfgruber, Horst
10	72	12,60	5,7143	70,2031	78,00	32 Handl, Reinhard
11	83	14,70	5,6463	69,3673	77,07	103 Reschauer, AfrimSTD
12	70	12,47	5,6135	68,9645	76,63	56 Schaubmair, Richard
13	79	14,61	5,4073	66,4311	73,81	7 Moessenboeck, Franz
14	76	14,55	5,2234	64,1719	71,30	34 Hochholdinger, Christa
15	76	14,59	5,2090	63,9960	71,11	79 Mulz, Franz
16	78	15,37	5,0748	62,3469	69,27	74 Mitgutsch, Ewald
17	72	14,24	5,0562	62,1179	69,02	71 Sickinger, Franz
18	72	14,68	4,9046	60,2561	66,95	16 Wimmer, Albin
19	76	15,79	4,8132	59,1324	65,70	96 Weissenbacher, Bernhard
20	80	16,87	4,7421	58,2598	64,73	64 Gerhartinger, Walter
21	84	17,99	4,6693	57,3644	63,74	90 Preuner, Manfred
22	78	16,80	4,6429	57,0400	63,38	89 Mayr, Roman
23	83	17,98	4,6162	56,7130	63,01	84 Ihm, Roland
24	78	17,16	4,5455	55,8434	62,05	93 Weiss, Holger
25	68	14,97	4,5424	55,8061	62,01	55 Mayr, Franz
26	76	16,78	4,5292	55,6437	61,83	52 Laiss, Dieter
27	80	18,23	4,3884	53,9135	59,90	80 Schmalzer, Roland
28	80	18,50	4,3243	53,1267	59,03	3 Schiffer, Gerhard
29	75	17,54	4,2759	52,5323	58,37	73 Kaltenberger, Bernhard
30	68	16,81	4,0452	49,6976	55,22	49 Hartl, Peter
31	78	19,29	4,0435	49,6772	55,20	58 Schittengruber, Rudolf
32	70	17,49	4,0023	49,1703	54,63	87 Katterl, Manfred
33	72	18,15	3,9669	48,7360	54,15	22 Baumgartner, Gerhard
34	70	18,16	3,8546	47,3562	52,62	44 Dzienkan, Reinhard
35	67	17,44	3,8417	47,1979	52,44	72 Groiss, Gerald
36	80	21,71	3,6849	45,2715	50,30	42 Ausweger, Ernst
37	68	18,56	3,6638	45,0117	50,01	67 Kriechbaum, Martin
38	63	17,35	3,6311	44,6103	49,57	75 Schmidhofer, Georg
39	57	16,32	3,4926	42,9091	47,68	85 Kaindl, Gernot
40	74	21,55	3,4339	42,1870	46,87	83 Baumert, Marion
41	84	24,54	3,4230	42,0532	46,73	45 Eibl, Wolfgang
42	78	23,20	3,3621	41,3048	45,89	24 Bleiber, Christian
43	66	19,77	3,3384	41,0140	45,57	105 Camini, Livio
44	74	24,72	2,9935	36,7771	40,86	23 Bleibler, Barbara
45	66	22,64	2,9152	35,8147	39,79	92 Weiss, Isabell
46	72	25,20	2,8571	35,1015	39,00	104 Mitterlechner, ErnstRudolf

STANDARD -- Overall Stage Results

LM IPSC 2013

Printed Mai 25, 2013 at 18:39



Stage 6 -- STAGE 6

	PTS	TIME	HIT FACTOR	STAGE POINTS	STAGE PERCENT	COMPETITOR # Name
47	43	15,70	2,7389	33,6483	37,39	63 Feitzinger, Patrick
48	66	29,16	2,2634	27,8068	30,90	1 Zillner, Hubert
49	50	22,77	2,1959	26,9775	29,97	94 Weiss, Susanne

PRODUCTION -- Overall Stage Results

LM IPSC 2013

Printed Mai 25, 2013 at 18:39



Stage 6 -- STAGE 6

	PTS	TIME	HIT FACTOR	STAGE POINTS	STAGE PERCENT	COMPETITOR # Name
1	90	12,76	7,0533	90,0000	100,00	41 Post, GottfriedPROD
2	72	12,05	5,9751	76,2423	84,71	38 Oriol, AndreasPROD
3	76	12,73	5,9701	76,1791	84,64	31 Handl, ReinhardProd
4	80	14,34	5,5788	71,1855	79,10	29 Daucher, Günther
5	74	13,74	5,3857	68,7220	76,36	106 Hochholdinger, ChristaPROD
6	86	16,29	5,2793	67,3640	74,85	59 Schittengruber, RudolfPROD
7	72	14,50	4,9655	63,3600	70,40	102 Brunmayr, GerhardPROD
8	74	15,52	4,7680	60,8402	67,60	98 Wolfgruber, HorstPROD
9	78	16,59	4,7016	59,9928	66,66	78 Kastler, Peter
10	66	14,10	4,6809	59,7277	66,36	35 Hochholdinger, WalterProd
11	70	16,12	4,3424	55,4094	61,57	82 Zeindlhofer, Erich
12	70	16,43	4,2605	54,3640	60,40	95 Weissenbacher, BernhardPROD
13	70	17,87	3,9172	49,9832	55,54	86 Kaindl, GernotPROD
14	76	19,92	3,8153	48,6827	54,09	30 Doellerer, Tamara
15	71	18,68	3,8009	48,4989	53,89	88 Mayr, RomanPROD
16	70	18,75	3,7333	47,6373	52,93	37 Loidl, Sandra
17	76	21,63	3,5136	44,8340	49,82	4 Stundner, David
18	78	23,07	3,3810	43,1417	47,94	81 Schütz, Max
19	76	25,05	3,0339	38,7130	43,01	100 Streber, Juergen
20	62	23,99	2,5844	32,9771	36,64	61 Fahrnberger, Christian
21	40	16,53	2,4198	30,8772	34,31	8 Bohn, Erich

REVOLVER (STANDARD) -- Overall Stage Results

LM IPSC 2013

Printed Mai 25, 2013 at 18:39



Stage 6 -- STAGE 6

	PTS	TIME	HIT FACTOR	STAGE POINTS	STAGE PERCENT	COMPETITOR # Name
1	82	16,43	4,9909	90,0000	100,00	51 Kronberger, Martin Rev.
2	69	15,91	4,3369	78,2069	86,90	57 Schaubmair, Richard Rev.
3	77	19,26	3,9979	72,0943	80,10	68 Kroiss, Robert
4	88	24,52	3,5889	64,7185	71,91	9 BohnRevolver, Erich
5	75	22,15	3,3860	61,0596	67,84	43 Ausweger, Ernst (Rev.)
6	78	25,22	3,0928	55,7719	61,97	53 Laiss, Dieter (Rev.)
7	82	31,74	2,5835	46,5879	51,76	47 Einramhof, Manfred Rev.

OPEN -- Overall Stage Results

LM IPSC 2013

Printed Mai 25, 2013 at 18:39



Stage 7 -- STAGE 7

	PTS	TIME	HIT FACTOR	STAGE POINTS	STAGE PERCENT	COMPETITOR # Name
1	107	11,29	9,4774	120,0000	100,00	11 Fischer, Wilfried
2	109	11,60	9,3966	118,9762	99,15	12 Hiebler, Wolfram
3	106	11,95	8,8703	112,3128	93,59	28 Neumeier, Heinrich
4	111	13,00	8,5385	108,1113	90,09	19 Reschauer, Afrim
5	113	13,57	8,3272	105,4363	87,86	20 Schnurpfeil, Dietmar
6	102	12,41	8,2192	104,0686	86,72	17 Brunmayr, Gerhard (open)
7	109	13,32	8,1832	103,6129	86,34	48 Fritzl, Wolfgang
8	110	13,82	7,9595	100,7804	83,98	13 Hörmanseder, Klaus
9	108	14,21	7,6003	96,2324	80,19	27 Mühlbacher, Hubert
10	93	12,49	7,4460	94,2783	78,57	18 Kals, Gerhard
11	107	14,78	7,2395	91,6644	76,39	54 Lichtl, Kurt
12	89	12,77	6,9695	88,2451	73,54	25 Kreuzer, Kurt
13	106	17,58	6,0296	76,3446	63,62	15 Meir, Alois
14	101	21,61	4,6738	59,1777	49,31	46 Einramhof, Manfred

STANDARD -- Overall Stage Results

LM IPSC 2013

Printed Mai 25, 2013 at 18:39



Stage 7 -- STAGE 7

	PTS	TIME	HIT FACTOR	STAGE POINTS	STAGE PERCENT	COMPETITOR # Name
1	113	11,51	9,8175	120,0000	100,00	40 Post, Gottfried
2	109	11,45	9,5197	116,3588	96,97	14 Hrmannseder, KlausSTD
3	109	11,51	9,4700	115,7522	96,46	70 Mayrhofer, Klaus
4	106	11,33	9,3557	114,3547	95,30	50 Kronberger, Martin
5	98	11,33	8,6496	105,7242	88,10	39 Oriol, Andreas
6	103	12,54	8,2137	100,3963	83,66	62 Birner, Thomas
7	98	11,94	8,2077	100,3229	83,60	10 Baminger, Johann
8	100	12,38	8,0775	98,7319	82,28	32 Handl, Reinhard
9	100	13,17	7,5930	92,8095	77,34	63 Feitzinger, Patrick
10	100	13,22	7,5643	92,4585	77,05	33 Hochholdinger, Walter
11	109	15,03	7,2522	88,6432	73,87	79 Mulz, Franz
12	98	13,55	7,2325	88,4026	73,67	56 Schaubmair, Richard
13	111	15,46	7,1798	87,7590	73,13	75 Schmidhofer, Georg
14	113	16,65	6,7868	82,9550	69,13	103 Reschauer, AfrimSTD
15	118	17,67	6,6780	81,6251	68,02	89 Mayr, Roman
16	102	15,28	6,6754	81,5934	67,99	16 Wimmer, Albin
17	96	14,46	6,6390	81,1486	67,62	74 Mitgutsch, Ewald
18	106	16,12	6,5757	80,3746	66,98	52 Laiss, Dieter
19	90	13,90	6,4748	79,1418	65,95	55 Mayr, Franz
20	112	17,37	6,4479	78,8127	65,68	58 Schittengruber, Rudolf
21	81	12,63	6,4133	78,3898	65,32	71 Sickinger, Franz
22	108	16,89	6,3943	78,1578	65,13	97 Wolfgruber, Horst
23	108	16,96	6,3679	77,8352	64,86	34 Hochholdinger, Christa
24	110	18,04	6,0976	74,5305	62,11	3 Schiffer, Gerhard
25	100	16,41	6,0938	74,4851	62,07	7 Moessenboeck, Franz
26	100	16,50	6,0606	74,0788	61,73	96 Weissenbacher, Bernhard
27	107	18,07	5,9214	72,3775	60,31	73 Kaltenberger, Bernhard
28	111	19,52	5,6865	69,5058	57,92	42 Ausweger, Ernst
29	110	19,81	5,5528	67,8713	56,56	80 Schmalzer, Roland
30	92	16,58	5,5489	67,8237	56,52	49 Hartl, Peter
31	98	17,97	5,4535	66,6586	55,55	85 Kaindl, Gernot
32	104	19,08	5,4507	66,6244	55,52	44 Dziekan, Reinhard
33	102	18,94	5,3854	65,8261	54,86	64 Gerhartinger, Walter
34	104	19,32	5,3830	65,7967	54,83	67 Kriechbaum, Martin
35	88	16,50	5,3333	65,1894	54,32	87 Katterl, Manfred
36	98	18,61	5,2660	64,3662	53,64	93 Weiss, Holger
37	100	19,41	5,1520	62,9727	52,48	105 Camini, Livio
38	102	20,78	4,9086	59,9974	50,00	90 Preuner, Manfred
39	96	21,11	4,5476	55,5855	46,32	22 Baumgartner, Gerhard
40	92	21,87	4,2067	51,4182	42,85	83 Baumert, Marion
41	100	24,58	4,0683	49,7275	41,44	24 Bleiber, Christian
42	99	25,61	3,8657	47,2502	39,38	45 Eibl, Wolfgang
43	109	28,31	3,8502	47,0614	39,22	72 Groiss, Gerald
44	90	25,22	3,5686	43,6190	36,35	92 Weiss, Isabell
45	91	27,14	3,3530	40,9836	34,15	1 Zillner, Hubert
46	108	33,16	3,2569	39,8096	33,17	84 Ihm, Roland

STANDARD -- Overall Stage Results

LM IPSC 2013

Printed Mai 25, 2013 at 18:39



Stage 7 -- STAGE 7

	PTS	TIME	HIT FACTOR	STAGE POINTS	STAGE PERCENT	COMPETITOR # Name
47	77	24,33	3,1648	38,6836	32,24	94 Weiss, Susanne
48	104	34,65	3,0014	36,6867	30,57	23 Bleibler, Barbara
49	82	31,75	2,5827	31,5681	26,31	104 Mitterlechner, ErnstRudolf

PRODUCTION -- Overall Stage Results

LM IPSC 2013

Printed Mai 25, 2013 at 18:39




Stage 7 -- STAGE 7

	PTS	TIME	HIT FACTOR	STAGE POINTS	STAGE PERCENT	COMPETITOR # Name
1	108	11,96	9,0301	120,0000	100,00	41 Post, GottfriedPROD
2	100	12,15	8,2305	109,3736	91,14	38 Oriol, AndreasPROD
3	104	13,43	7,7439	102,9073	85,76	35 Hochholdinger, WalterProd
4	104	13,87	7,4982	99,6427	83,04	102 Brunmayr, GerhardPROD
5	106	14,96	7,0856	94,1592	78,47	106 Hochholdinger, ChristaPROD
6	81	11,65	6,9528	92,3949	77,00	31 Handl, ReinhardProd
7	95	14,85	6,3973	85,0131	70,84	29 Daucher, Günther
8	112	18,40	6,0870	80,8889	67,41	59 Schittengruber, RudolfPROD
9	102	17,11	5,9614	79,2207	66,02	4 Stundner, David
10	100	16,94	5,9032	78,4468	65,37	82 Zeindlhofer, Erich
11	93	16,39	5,6742	75,4037	62,84	78 Kastler, Peter
12	102	18,49	5,5165	73,3081	61,09	86 Kaindl, GernotPROD
13	106	21,22	4,9953	66,3818	55,32	8 Bohn, Erich
14	104	21,75	4,7816	63,5423	52,95	95 Weissenbacher, BernhardPROD
15	98	20,82	4,7070	62,5510	52,13	37 Loidl, Sandra
16	104	22,16	4,6931	62,3666	51,97	30 Doellerer, Tamara
17	110	25,92	4,2438	56,3958	47,00	81 Schütz, Max
18	100	23,83	4,1964	55,7654	46,47	100 Streber, Juergen
19	71	17,27	4,1112	54,6330	45,53	88 Mayr, RomanPROD
20	102	26,21	3,8916	51,7156	43,10	98 Wolfgruber, HorstPROD
21	45	23,42	1,9214	25,5337	21,28	61 Fahrnberger, Christian

REVOLVER (STANDARD) -- Overall Stage Results

LM IPSC 2013

Printed Mai 25, 2013 at 18:39



Stage 7 -- STAGE 7

	PTS	TIME	HIT FACTOR	STAGE POINTS	STAGE PERCENT	COMPETITOR # Name
1	110	16,04	6,8579	120,0000	100,00	51 Kronberger, Martin Rev.
2	110	20,25	5,4321	95,0519	79,21	57 Schaubmair, Richard Rev.
3	117	26,52	4,4118	77,1979	64,33	9 BohnRevolver, Erich
4	95	22,05	4,3084	75,3890	62,82	43 Ausweger, Ernst (Rev.)
5	113	28,34	3,9873	69,7704	58,14	68 Kroiss, Robert
6	109	28,89	3,7729	66,0194	55,02	53 Laiss, Dieter (Rev.)
7	83	33,71	2,4622	43,0836	35,90	47 Einramhof, Manfred Rev.